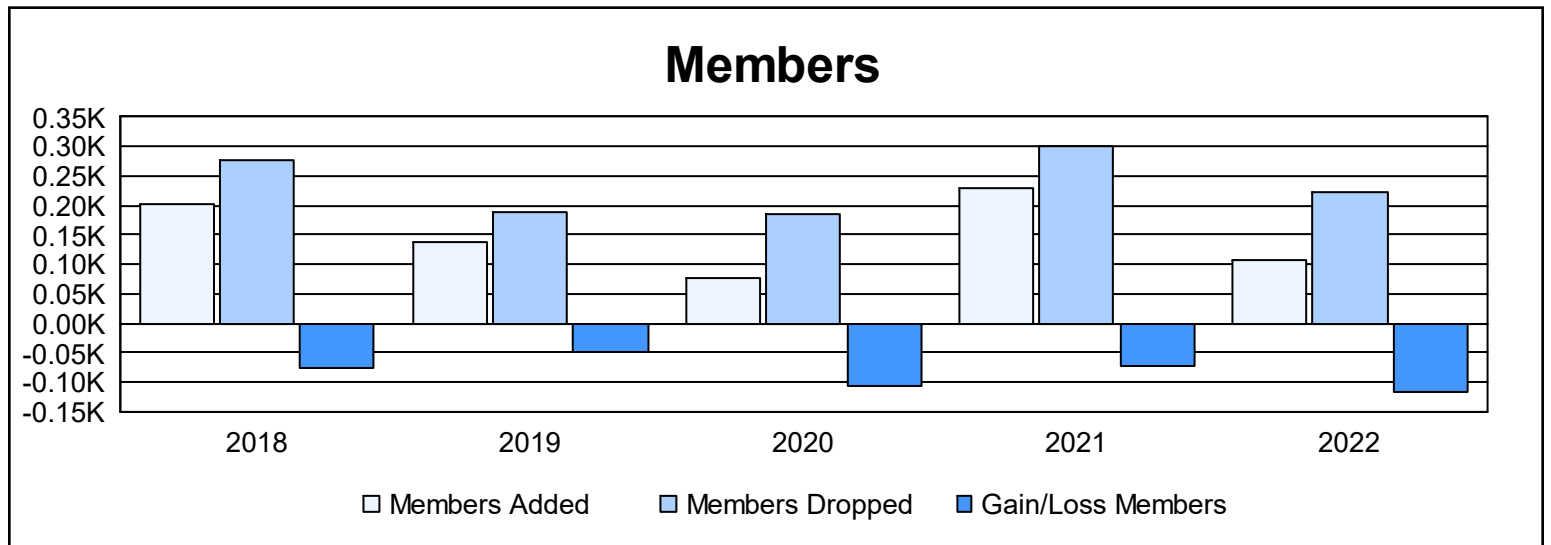
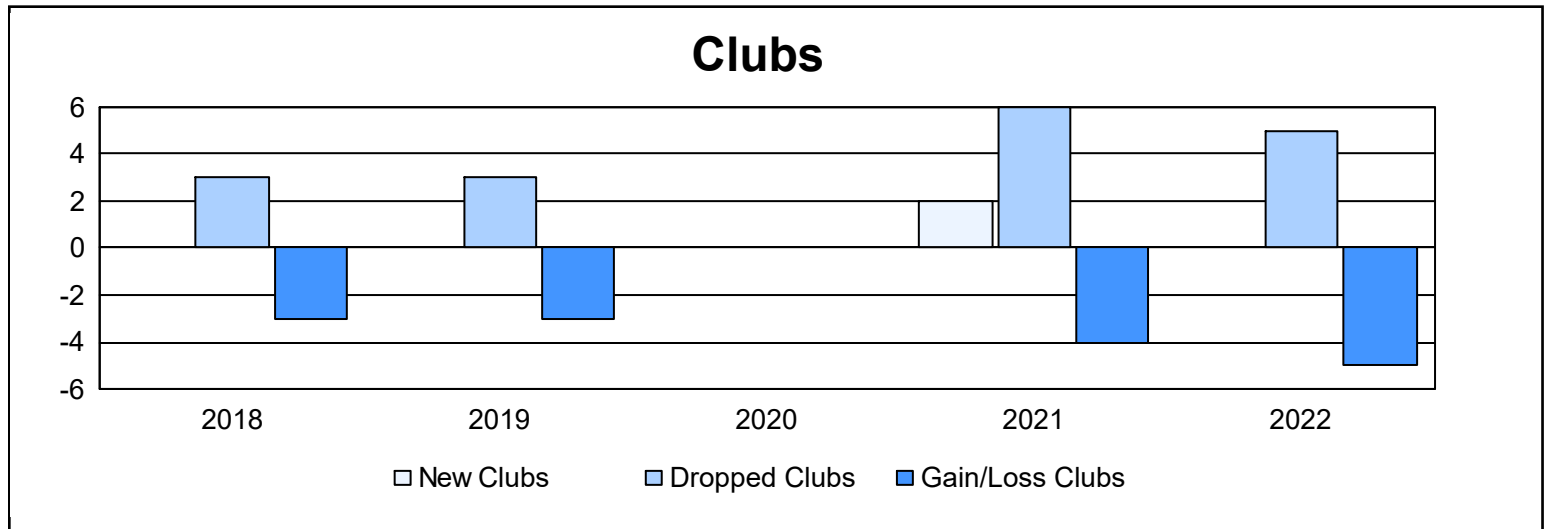
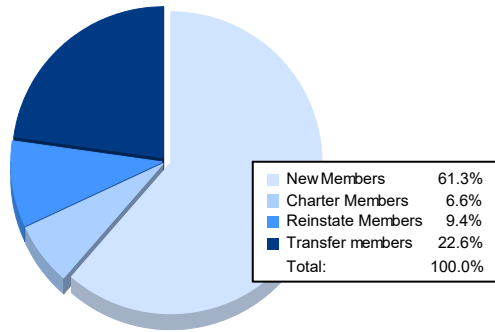


Year	New Clubs	Dropped Clubs	Gain/ Loss Clubs	New Members	Charter Members	Reinstate Members	Transfer Members	Total Member Added	Total Members Dropped	Gain/ Loss Members
2017-2018	0	3	-3	146	6	19	31	202	278	-76
2018-2019	0	3	-3	120	2	0	17	139	187	-48
2019-2020	0	0	0	62	0	8	8	78	186	-108
2020-2021	2	6	-4	135	56	9	28	228	302	-74
2021-2022	0	5	-5	65	7	10	24	106	222	-116
<b>Average</b>	<b>0</b>	<b>3</b>	<b>-3</b>	<b>106</b>	<b>14</b>	<b>9</b>	<b>22</b>	<b>151</b>	<b>235</b>	<b>-84</b>



### Membership Composition June 2022 Cumulative



### Gender Composition June 2022 Cumulative

